




# Voting Instructions

1. Adjust the side doors of the booth to give you maximum privacy.




2. Review the instructions on the screen.

Press **VIEW BALLOT** to begin voting.




3. To choose a candidate or issue, firmly touch your selection on the screen.

4. To change your vote, firmly touch your selection again. Then make your new selection.




5. Use the **NEXT** and **BACK** buttons to move between screens.

6. On the last page of your ballot, press **REVIEW** to see your voting summary.



7. From the Review screen you may make changes by touching the contest title on the screen.




## WARNING:

If the **VOTE** light is flashing, you have not officially cast your ballot.



8. To cast your ballot, firmly touch the green **PRESS HERE TO CAST YOUR BALLOT NOW** button, **AND**



9. Press the green **CONFIRM** button to confirm your ballot choices.

10. The blue **THANK YOU FOR VOTING** screen means you have properly cast your ballot.